

JOHN O. MOORE  
Service Director



CHRIS D. LUDLE  
Deputy Director

DANIEL HARRIGAN, MAYOR

DEPARTMENT OF PUBLIC SERVICE

166 S. High St., Room 201  
Akron, OH 44308-1657  
[www.akronohio.gov](http://www.akronohio.gov)

August 15, 2018

UPS NEXT DAY AIR

Chief, Environmental Enforcement Section  
US Department of Justice  
DOJ No. 90-5-1-1-3144/2  
950 Pennsylvania Avenue, NW  
PO Box 7611  
Washington, DC 20530-0001

Chief, Water Enforcement and  
Compliance Assurance Branch (WC-15J)  
US Environmental Protection Agency, Region 5  
77 West Jackson Boulevard  
Chicago, IL 60604

Director, Water Division (WD-15J)  
US Environmental Protection Agency, Region 5  
77 West Jackson Boulevard  
Chicago, IL 60604

Regional Counsel (C-14J)  
US Environmental Protection Agency, Region 5  
77 West Jackson Boulevard  
Chicago, IL 60604

Chief, Environmental Enforcement Section  
Ohio Attorney General  
30 East Broad Street, 25<sup>th</sup> Floor  
Columbus, OH 43215-3400

Erin Sherer  
Manager, Permits  
Ohio EPA – DSW  
50 West Town Street, Suite 700  
PO Box 1049  
Columbus, OH 43216-1049


Dean Stoll, P.E.  
Unit Supervisor, Compliance & Enforcement  
Division of Surface Water  
Ohio EPA Northeast District Office  
2110 East Aurora Road  
Twinsburg, OH 44087

RE: Consent Decree, City of Akron, Ohio  
Case No. 5:09-cv-00272  
Judge John R. Adams (Magistrate Pearson)

**SUBMISSION:** Akron shall submit a Semi-Annual Report to the U.S. EPA and OEPA on August 15, 2010 and every six (6) months thereafter until termination of this Consent Decree: Report No. 17, August 15, 2018 (January 1, 2018-June 30, 2018)

**CONSENT DECREE REFERENCE:** Consent Decree XV, Reporting Requirements: Paragraph 75.

**CERTIFICATION:** I certify under penalty of law that this document and its attachments were prepared under my direction or supervision in a manner designed to ensure that qualified and knowledgeable personnel properly gather and present the information contained herein. I further certify, based on my inquiry of those individuals immediately responsible for obtaining the information, that I believe that the information is true, accurate, and complete. I am aware that there are significant penalties for submitting false information, including the possibility of fines and imprisonment.

  
John O. Moore  
Service Director

If you have any questions concerning this submittal, please feel free to contact Patrick Gsellman, AWR Program Manager, Akron Engineering Bureau, at 330-375-2355 or [pgsellman@akronohio.gov](mailto:pgsellman@akronohio.gov).


JOM:PDG:pt

Attachment

cc: Mayor D. Horrigan, E. Belfance, J. Moore, C. Ludle, J. Hewitt, B. Gresser, P. Gsellman, T. Finn (R&A), File 2010-009-00  
ec: Gary Prichard (USEPA-Region V), Marta Grabowski (USEPA-Region V)


**City of Akron**  
**Consent Decree**  
**Semi-Annual Report No. 17**  
**January 1, 2018 – June 30, 2018**

August 15, 2018



---

Patrick D. Gsellman, PE  
AWR Program Manager



---

James Andrew Hewitt, PE  
Akron City Engineer



---

Genny Hanna, PE  
Acting Environmental Division Manager



---

Brian M. Gresser, PE  
Water Reclamation Manager

Document prepared by:  
**G. Stephens, Inc.**  
133 N. Summit St.  
Akron, OH 44304



DANIEL HARRIGAN, MAYOR

**City of Akron**  
**Consent Decree**  
**Semi-Annual Report No. 17**  
**January 1, 2018 – June 30, 2018**

August 15, 2018



Department of Public Service  
Akron Engineering Bureau  
Environmental Division

**Semi-Annual Report No. 17**  
**January 1, 2018 – June 30, 2018**

Table of Contents

|  | <u>Page No.</u> |
|--|-----------------|
| 1. SPECIFIC ACTION PROJECTS .....                          | 1               |
| 2. CSO AND WPCS CONTROL MEASURES .....                     | 4               |
| 3. CMOM, GREASE CONTROL & EMERGENCY RESPONSE PROGRAMS .... | 21              |
| 4. MUD RUN PUMP STATION .....                              | 25              |
| 5. SUPPLEMENTAL ENVIRONMENTAL PROJECT .....                | 27              |
| 6. OTHER NECESSARY INFORMATION .....                       | 27              |

APPENDICIES

- A. EPA Correspondence
- B. Listing of all CSO Discharges
- C. Public Participation
- D. SSOs, CSS Releases, Building/Property Backups
- E. List of Defects
- F. List of Defects – Acute Only
- G. FOG Trouble Spots Cleaned/Inspected

### List of Abbreviations and Acronyms

|        |   |
|--------|---|
| AFP    | Advanced Facilities Plan                          |
| CAG    | Community Action Group                            |
| CCTV   | Closed-Circuit Television                         |
| CD     | Consent Decree                                    |
| CIPP   | Cured in Place Process                            |
| CMOM   | Capacity, Management, Operations, and Maintenance |
| CSO    | Combined Sewer Overflow                           |
| CSS    | Combined Sewer Systems                            |
| EPA    | Environmental Protection Agency                   |
| FOG    | Fats, Oils and Grease                             |
| FSE    | Food Service Establishments                       |
| GI     | Green Infrastructure                              |
| GIS    | Geographic Information System                     |
| HVAC   | Heating, Ventilation, and Air Conditioning        |
| ID     | Identification                                    |
| IP     | Integrated Plan                                   |
| IPF    | Integrated Planning Framework                     |
| IPS    | Integrated Plan Stakeholders                      |
| LCI    | Little Cuyahoga Interceptor                       |
| LF     | Lineal Feet                                       |
| LTCP   | Long Term Control Plan                            |
| Mg/l   | Milligrams per Liter                              |
| MGD    | Million Gallons per Day                           |
| MH     | Manhole   |
| MLSS   | Mixed Liquor Suspended Solids                     |
| MOI    | Main Outfall Interceptor                          |
| NASSCO | National Association of Sewer Service Companies   |
| NFA    | No Feasible Alternative                           |
| No.    | Number  |
| NOI    | Notice of Intent                                  |
| NTP    | Notice To Proceed                                 |
| OCI    | Ohio Canal Interceptor                            |
| OCIT   | Ohio Canal Interceptor Tunnel                     |
| OHPO   | Ohio Historic Preservation Office                 |
| OSHA   | Occupational Safety and Health Administration     |
| PER    | Preliminary Engineering Report                    |
| PTI    | Permit to Install                                 |
| QAPP   | Quality Assurance Project Plan                    |
| RAS    | Return Activated Sludge                           |
| RCA    | Root Cause Analysis                               |
| RIO    | Remote Input/Output                               |
| SCPHD  | Summit County Public Health Department            |
| SEP    | Supplemental Environmental Project                |
| SOP    | Standard Operating Procedure                      |
| SORNP  | Sewer Overflow and Response Notification Plan     |

### **List of Abbreviations and Acronyms**

|       |   |
|-------|---|
| USACE | United States Army Corps of Engineers         |
| USEPA | United States Environmental Protection Agency |
| USFWS | United States Fish and Wildlife Service       |
| WAS   | Waste Activated Sludge                        |
| WPCLF | Water Pollution Control Loan Fund             |
| WPCS  | Water Pollution Control Station               |
| WRF   | Water Reclamation Facility (See: WPCS)        |

## Section 1: Specific Action Projects

### 1.A Upgrade of the WPCS (Phase 1)

|  |   |
|--|---|
| <b>Status of Work Plan Development</b>               | The Work Plan for Water Pollution Control Station (WPCS) improvements was submitted to EPA on February 10, 2010 per the Consent Decree.                                 |
| <b>Status of Design and Construction Activities</b>  | Design and construction is complete. Certificate of Achievement of Full Operation was issued and acknowledged on September 20, 2013.                                    |
| <b>Status of Stress Test Protocol Development</b>    | Stress Tests are complete.  |
| <b>Status and Results of Stress Tests</b>            | Stress Tests are complete. The Final Demonstration Testing Evaluation Report was submitted to EPA on October 15, 2015, per the Consent Decree.                          |
| <b>Capacity Achieved at the WPCS After Upgrade</b>   | The Final Demonstration Testing Evaluation Report concluded that the step feed and clarifier upgrades to Unit 6 have achieved 30 MGD of wet weather treatment capacity. |
| <b>Project Cost Incurred During Reporting Period</b> | Project costs incurred during the reporting period were approximately \$394.00.   |

### 1.B Upgrade of the WPCS (Contingency Projects)

The Final Demonstration Testing Evaluation Report concluded that the step feed and clarifier upgrades to Unit 6 achieved 30 MGD of wet weather treatment capacity, therefore, this Consent Decree item is not applicable.

### 1.C Status of Sewer Separation Projects

#### 1.C.1 Rack 8 Separation Project

|  |  |
|--|--|
| <b>Activities Undertaken During Reporting Period</b> | Project is complete.   |
| <b>Status of Construction</b>                        | Construction is complete.                                    |
| <b>Date of Anticipated Completion</b>                | Achievement of Full Operation occurred on December 14, 2012. |

**Project Cost Incurred During Reporting Period** No project costs were incurred during the reporting period.

### 1.C.2 Rack 25 Separation Project

**Activities Undertaken During Reporting Period** Project is complete.

**Status of Construction** Construction is complete.

**Date of Anticipated Completion** Achievement of Full Operation occurred on December 14, 2012.

**Project Cost Incurred During Reporting Period** No project costs were incurred during the reporting period.

### 1.C.3. Rack 21 Separation Project

**Activities Undertaken During Reporting Period** Work on this project is substantially complete. This project is now in the warranty period.

**Status of Construction** Construction is substantially complete.

**Date of Anticipated Completion** Achievement of Full Operation occurred on November 9, 2017. Construction was substantially complete November 13, 2017.

**Project Cost Incurred During Reporting Period** Project costs incurred during the reporting period were approximately \$617,160.51 (City of Akron \$48,415.26, H.R. Gray \$107,101.23, Kenmore Construction \$461,644.02),

### 1.C.4 Rack 13 Separation Project

**Activities Undertaken During Reporting Period** Work on this project is substantially complete. This project is now in the warranty period.

**Status of Construction** Construction is substantially complete.

**Date of Anticipated Completion** Achievement of Full Operation occurred on October 14, 2016. Construction completed November 13, 2016.



**Project Cost Incurred During Reporting Period** No project costs were incurred during the reporting period.

#### **1.C.5 Rack 30 Separation Project**

**Activities Undertaken During Reporting Period** Work on this project is substantially complete. This project is now in the warranty period.

**Status of Construction** Construction is substantially complete.

**Date of Anticipated Completion** Achievement of Full Operation occurred on November 9, 2017. Construction on Rack 30 was substantially complete November 13, 2017.

**Project Cost Incurred During Reporting Period** Project costs incurred during the reporting period were approximately \$583,342.41.

## Section 2: CSO and WPCS Control Measures

### 2.A Status of Document Preparation

Table 2-1 shows the current status of documents as listed in Table 1 in Paragraph 17 of the Consent Decree. Documents listed in **bold** have been completed as of the end date of this reporting period.

**Table 2-1 Status of Document Preparation**

| <b>Document</b>   | <b>Consent Decree Due Date</b> | <b>Date Submitted or Date of Anticipated Completion</b>  |
|---|--------------------------------|--|
| <b>Updated NFA and supplement</b>   | November 30, 2009              | November 25, 2009  |
| <b>Preliminary Report on Modeling to Predict Size and Number of Overflows</b>   | January 15, 2010               | January 13, 2010   |
| <b>Preliminary Report on Cost/Benefit Comparison to Predict Sizes and Number of Overflows</b>                           | March 15, 2010                 | March 12, 2010   |
| <b>CSO Control Measure Cost/Benefit Tables at Appendix 2 of Attachment A</b>  | May 15, 2010                   | May 14, 2010   |
| <b>Updated Financial Capability Information</b>   | May 15, 2010                   | May 14, 2010   |
| <b>Post-Construction Monitoring Program</b>   | August 15, 2010                | August 16, 2010  |
| <b>Proposed Long Term Control Plan Update</b>   | August 15, 2010                | August 16, 2010  |
| <b>Proposed Long Term Control Plan Update Report</b>  | August 15, 2010                | August 16, 2010  |
| <b>Final Long Term Control Plan Update</b>  | October 15, 2010               | October 15, 2010<br>Revised: February 28, 2011   |
| <b>Final Long Term Control Plan Update Report</b>   | October 15, 2010               | October 15, 2010<br>Revised: February 28, 2011<br>Revised: November 15, 2011<br>USEPA Approved:<br>November 16, 2011<br>Ohio EPA Approved:<br>April 11, 2012 |
| <b>Report on Revising WPCS Control Measure(s) if Akron achieves 130 MGD through secondary treatment using step feed</b> | October 15, 2016               | October 14, 2016   |
| <b>Report on Revising WPCS Control Measure(s) if Akron constructs the WPCS Contingency Project</b>                      | October 15, 2017               | N/A  |

#### 2.A.1 Development of an Integrated Plan

The City's LTCP Update was approved by USEPA on November 16, 2011 and Ohio EPA on April 11, 2012. The LTCP Update was incorporated into the court-approved Consent Decree on January 17, 2014.

The City submitted an Integrated Plan on July 31, 2015 in accordance with USEPA's June 5, 2012 Integrated Planning Framework (IPF) Guidance. The parties participated in several conferences and exchanged several documents regarding the City's proposed Integrated Plan. The City continued to comply with the requirements within the Consent Decree, including, but not limited to, the LTCP Update, during the ongoing discussions of the proposed Integrated Plan.

The parties subsequently agreed to suspend further discussions over the proposed Integrated Plan. At the same time, it was understood that the City would submit requests to modify the LTCP Update, independent of the integrated planning process. Those proposed modifications are discussed in the following section.

## **2.A.2 Consent Decree Modifications**

As a result of ongoing Consent Decree negotiations, modifications were made pursuant to Exhibit 2 and Exhibit 3 of the Consent Decree, and the Court has approved a First Amendment to Consent Decree. Those modifications, along with pending proposed modifications, are discussed below.

The City received modification approval letters under Exhibit 3 of the LTCP for the following green infrastructure projects:

- Rack 36 – approval letter issued on October 30, 2015;
- Rack 5/7 – approval letter issued on December 7, 2015;
- Rack 22 – approval letter issued on December 7, 2015.

Based upon a subsequent agreement of the parties, the City has constructed the original Rack 22 storage basin in lieu of the approved green infrastructure project.

On January 15, 2016 the City submitted an Alternative Plan to the Sizing of Secondary Treatment Capacity under Exhibit 2 of the LTCP Update. USEPA approved the City's Alternative Plan on February 11, 2016. Based on this approval, the WPCS Phase 2 projects were then subject to the requirements of the LTCP Update Rows 17 and 18.

The parties then filed motions with the Court requesting an amendment to the Consent Decree to (1) change the sequencing of the WPCS Phase 2 projects and (2) replace the MOI parallel relief sewer project with the MOI capping project. The Court approved the parties' request, and entered the First Amendment to the Consent Decree on September 20, 2016. The First Amendment to Consent Decree switched the deadlines for the projects in LTCP Update Rows 17 and 18, and replaced the original LTCP Update Rows 21 and 22 with new Rows 21, 22 and 23.

The United States recently lodged the Second Amendment to the Consent Decree with the Court. The Second Amendment to the Consent Decree provides for two additional modifications of the LTCP Update that were proposed by the City. The first proposed modification will replace the requirement for the BioACTIFLO facility in LTCP Update Row 18 with a BioCEPT facility and a demonstration study. The second proposed modification: (i) replaces the storage basins required in LTCP Update Rows 1, 8 and 9 with upsized underflow drains and pipes and two green infrastructure projects: and (ii) increases the size of the storage basin required in Row 3.

The City has also proposed to modify the requirement for the EHRT unit in LTCP Update Row 11.a., as well as to replace the NSI tunnel in Row 12 with an alternative set of controls. However, the City has informed USEPA and Ohio EPA of its decision to defer those requests to a later date.

## ***2.B Progress Towards Completing Milestones in Approved LTCP Update***

Progress on completing milestones, including status of progress toward Achievement of Full Operation, for each of the WPCS and CSO Control Measures set forth in the approved LTCP Update is provided in Table 2-2. The Consent Decree was entered January 17, 2014 and an amendment was filed September 20, 2016. In addition, under USEPA's Integrated Plan Framework, during this reporting period the City continued with Long Term Control Plan Optimization to evaluate and identify alternative solutions for each of the controls listed in the LTCP Update.

**Table 2-2 Status of Progress and Cost Incurred During Reporting Period  
For Control Measures Set Forth in Approved LTCP Update**

| Row # | Control Measure Location | Description   | Critical Milestones  | Progress During Reporting Period   | Costs Incurred During Reporting Period  |
|-------|--------------------------|---|--|--|---|
| 1     | Rack 3                   | Storage Basin(s)<br>(Green infrastructure plus upsized underflow received case team approval) | Bidding of Control Measure – June 30, 2018.<br><br>Achievement of Full Operation – November 30, 2020.    | Plans for Kelly Conveyance (CSO Rack 3), the upsized underflow, were finalized and advertised to bidders on June 23, 2018. Bids were received July 18, 2018. Plans for Chittenden Green Project (CSO Rack 3), one of the green infrastructure sites, were finalized and advertised to bidders on June 23, 2018. Bids were received on July 19, 2108. | Project costs incurred during the reporting period were approximately \$614,237.12.   |
| 2     | Rack 5 and 7             | Green Infrastructure and Sewer Separation<br>(Per Exhibit 3)                                  | Bidding of Control Measure – October 31, 2015.<br><br>Achievement of Full Operation – October 31, 2017.  | Construction Notice to Proceed was issued on June 21, 2016. The plan for Green Maintenance is being finalized. Achievement of Full Operation occurred on October 26, 2017.<br><br>Construction continues on remaining punch list items.  | Project costs incurred during the reporting period were approximately \$635,006.61.   |
| 3     | Racks 10 and 11          | Storage Basin(s)  | Bidding of Control Measure – June 30, 2018.<br>Achievement of Full Operation – December 31, 2020.        | Final design advanced to 90%. A Request for Proposals and Qualifications was advertised on June 28, 2018.  | Project costs incurred during the reporting period were approximately \$1,077,459.49. |
| 4     | Rack 12                  | Storage Basin(s)  | Bidding of Control Measure – November 30, 2014.<br><br>Achievement of Full Operation – October 31, 2017. | Construction Notice to Proceed was issued on May 29, 2015.<br><br>Achievement of Full Operation occurred on October 30, 2017.<br><br>Construction continues on remaining punch list items.   | Project costs incurred during the reporting period were approximately \$98,981.36.    |

| Row # | Control Measure Location | Description  | Critical Milestones  | Progress During Reporting Period  | Costs Incurred During Reporting Period  |
|-------|--------------------------|--|--|---|---|
| 5     | Rack 14                  | Storage Basin(s)   | Bidding of Control Measure – October 31, 2014.<br><br>Achievement of Full Operation – April 30, 2017.    | Project complete. All warranty work is complete. Final Pay Application is being compiled. Final Change Order was submitted and approved for \$64,489.56 for a final construction cost of \$15,622,895.05. | Project costs incurred during the reporting period were approximately \$64,489.56.    |
| 6     | Rack 15                  | Storage Basin(s)   | Bidding of Control Measure – November 30, 2013.<br><br>Achievement of Full Operation – October 31, 2015. | Project complete. Final pay application was processed and loan was closed.  | No costs were incurred during the reporting period.                                   |
| 7     | Rack 22                  | Storage Basin(s)   | Bidding of Control Measure – October 31, 2015.<br><br>Achievement of Full Operation – December 31, 2017. | Project is in the warranty period.<br><br>Achievement of Full Operation occurred on November 29, 2017.<br><br>Construction was substantially complete as of November 13, 2017.                            | Project costs incurred during the reporting period were approximately \$917,079.88.   |
| 8     | Rack 26 and 28           | Storage Basin(s)<br>(received general agreement for IP alternative)  | Bidding of Control Measure – October 31, 2021.<br><br>Achievement of Full Operation – December 31, 2022. | Construction continues for one aspect of the IP alternative, called Aqueduct Green Street Improvements.   | Project costs incurred during the reporting period were approximately \$2,693,466.86. |
| 9     | Rack 27 and 29           | Storage Basin(s)<br>(received case team approval for IP alternative) | Bidding of Control Measure – January 31, 2018.<br><br>Achievement of Full Operation – December 31, 2019. | Final design for the project has advanced to 60%. Thomarios has been selected as the CMAR for the project.  | Project costs incurred during the reporting period were approximately \$620,056.13.   |

| Row # | Control Measure Location                | Description  | Critical Milestones   | Progress During Reporting Period   | Costs Incurred During Reporting Period   |
|-------|---|--|---|--|--|
| 10    | Rack 36                                 | Green Infrastructure and Sewer Separation (Per Exhibit 3)  | <p>Bidding of Control Measure – October 31, 2015.</p> <p>Achievement of Full Operation – August 16, 2017.</p> | <p>Project is in the warranty period. The plan for Green Maintenance is being finalized.</p> <p>Achievement of Full Operation occurred on August 16, 2017.</p> <p>Construction was substantially complete as of September 15, 2017.</p>  | No costs were incurred during the reporting period.                                    |
| 11    | Racks 4, 16, 17, 18, 19, 20, 23, 24, 37 | Ohio Canal Tunnel – Construct a 28-foot internal diameter tunnel, 5,500 feet in length, or any other combination of diameter and length that achieves the design criteria. | <p>Bidding of Control Measure – April 30, 2014.</p> <p>Achievement of Full Operation – December 31, 2018.</p> | <p>Notice to Proceed was issued on November 6, 2015.</p> <p>Construction is ongoing.</p> <p>On September 21, 2017, the City submitted a notification that the City has reason to believe that the Ohio Canal Interceptor Tunnel project will not meet the Achievement of Full Operation deadline. The City submitted an amendment to this notification on October 17, 2017. The parties then participated in a conference call on November 29, 2017 and further discussed the status of the schedule of the project. The parties agreed that the City would submit monthly updates on the status of the schedule of the project.</p> | Project costs incurred during the reporting period were approximately \$26,682,451.43. |

| Row # | Control Measure Location         | Description   | Critical Milestones   | Progress During Reporting Period   | Costs Incurred During Reporting Period  |
|-------|----------------------------------|---|---|--|---|
| 11a   | Racks 16, 17, 18, 19, 20, 23, 24 | Ohio Canal Tunnel –ACTIFLO™ Ballasted Flocculation Unit or equivalent technology that meets the Design and Performance Criteria and Disinfection.                                     | Bidding of Control Measure – April 30, 2024.<br><br>Achievement of Full Operation – October 31, 2027.   | LTCP optimization was performed during this period as part of the Integrated Plan in 2015. No advanced facilities planning or design activities were undertaken during the reporting period.     | No costs were incurred during the reporting period.   |
| 12    | Racks 32, 33, 34, 35             | Northside Interceptor Tunnel – Construct a 20-foot internal diameter tunnel, 10,000 feet in length or any other combination of diameter and length that achieves the design criteria. | Bidding of Control Measure – April 30, 2023.<br><br>Achievement of Full Operation – December 31, 2026.  | The advanced facilities planning for the Integrated Plan projects is ongoing. The two IP projects are known as Gorge Sewer Separation (CSO Rack 34 and 35) and Northside Interceptor Conveyance. | Project costs incurred during the reporting period were approximately –<br>Gorge Sewer Separation: \$122,590.84.<br>Northside Interceptor Conveyance: \$304,070.01. |
| 13a   | WPCS Phase 1                     | Upgrade conventional secondary treatment capacity to 130MGD by implementing step feed operation in Train 6, as described in Paragraph 10.A of the Consent Decree.                     | Bidding of Control Measure – October 31, 2011.<br><br>Achievement of Full Operation – October 15, 2013. | Project completed (see Section 1.A of this Semi-Annual Report).  | Project costs incurred during the reporting period were approximately \$394.00.   |



| Row # | Control Measure Location   | Description  | Critical Milestones  | Progress During Reporting Period  | Costs Incurred During Reporting Period              |
|-------|--|--|--|---|---|
| 13b   | WPCS Phase 1   | Upgrade conventional secondary treatment capacity to 130MGD by performing the upgrades identified in the Consent Decree in Section V.10.C. | Bidding of Control Measure – January 15, 2016.<br><br>Achievement of Full Operation – October 15, 2017.  | Since the Final Demonstration Testing Evaluation Report concluded that the step feed and clarifier upgrades to Unit 6 have achieved 30 MGD of wet weather treatment capacity, this Consent Decree item is not required. | No costs were incurred during the reporting period. |
| 14    | WPCS Phase 1 BioACTIFLO™ Wet Weather Treatment Pilot Study (the “Pilot Study”) | Conduct the Pilot Study in accordance with Exhibit 1 to this Long Term Control Plan Update.  | Pilot Study Start Date – May 1, 2012.<br><br>Pilot Study Completion Date – November 30, 2013.<br><br>Pilot Study Report submitted to EPA by December 31, 2013. | Study is complete. USEPA issued a concurrence letter on April 8, 2015.  | No costs were incurred during the reporting period. |
| 15    | WPCS Phase 2 – Part 1*   | Upgrade conventional secondary treatment capacity to 170 MGD.  | Bidding of Control Measure – February 28, 2019.<br><br>Achievement of Full Operation – December 31, 2021.  | This project was replaced by WPCS Alternative Plan A Phase 2 – Part 1 per US EPA approval of Alternate Plan A on February 11, 2016.   | No costs were incurred during the reporting period. |

| Row # | Control Measure Location                    | Description   | Critical Milestones   | Progress During Reporting Period  | Costs Incurred During Reporting Period  |
|-------|---|---|---|---|---|
| 16    | WPCS Phase 2 – Part 2*                      | Install BioACTIFLO™ ballasted flocculation to treat all flow that does not receive conventional secondary treatment. In addition, all flows receiving BioACTIFLO™ shall receive disinfection. | Bidding of Control Measure – April 30, 2017.<br><br>Achievement of Full Operation – April 30, 2019. | This project was replaced by WPCS Alternative Plan A Phase 2 – Part 2 per US EPA approval of Alternate Plan A on February 11, 2016.   | No costs were incurred during the reporting period.                                   |
| 17    | WPCS Alternative Plan A – Phase 2 – Part 1* | Upgrade conventional secondary treatment capacity to achieve the minimum sustained capacity specified in Alternative Plan A approved by USEPA.  | Bidding of Control Measure – April 30, 2017.<br><br>Achievement of Full Operation – April 30, 2019. | USEPA issued an approval of Alternative Plan A on February 11, 2016 to upgrade conventional secondary treatment capacity to 220 MGD.<br><br>The construction Notice to Proceed was issued on August 24, 2016.<br><br>Construction is ongoing.<br><br>The sequence of the WPCS Alternative A Phase 2, Part 1(Row 17) and Phase 2 Part 2 projects was changed under the First Amendment to the Consent Decree, entered on September 20, 2016. The revised dates are shown in this report. | Project costs incurred during the reporting period were approximately \$5,726,744.00. |

| Row # | Control Measure Location                    | Description  | Critical Milestones   | Progress During Reporting Period  | Costs Incurred During Reporting Period  |
|-------|---|--|---|---|---|
| 18    | WPCS Alternative Plan A – Phase 2 – Part 2* | Install BioACTIFLO™ ballasted flocculation to achieve the minimum capacity specified in Alternative Plan A approved by USEPA. In addition, all flows receiving BioACTIFLO™ shall receive disinfection. | Bidding of Control Measure – February 28, 2019.<br><br>Achievement of Full Operation – December 31, 2021. | BioACTIFLO™ ballasted flocculation to achieve a minimum sustained capacity of 60 MGD.<br><br>Final design has advanced to 60%.<br><br>The sequence of the WPCS Alternative A Phase 2, Part 1 (Row 17) and Phase 2 Part 2 projects was changed under the First Amendment to the Consent Decree, entered on September 20, 2016. Response to Row 17. The revised dates are shown in this report.<br><br>The Second Amendment to the Consent Decree, which has been lodged with the Court, proposes to replace the BioACTIFLO facility with a BioCEPT facility and an additional demonstration study. | Project costs incurred during the reporting period were approximately \$320,482.58. |
| 19    | WPCS Alternative Plan B – Phase 2 – Part 1* | Upgrade conventional secondary treatment capacity to achieve the minimum sustained capacity specified in Alternative Plan B approved by USEPA.   | Bidding of Control Measure – December 31, 2019.<br><br>Achievement of Full Operation – December 31, 2021. | Not Applicable  | No costs were incurred during the reporting period.                                 |

| Row # | Control Measure Location                       | Description  | Critical Milestones   | Progress During Reporting Period | Costs Incurred During Reporting Period              |
|-------|--|--|---|----------------------------------|---|
| 20    | WPCS<br>Alternative Plan B – Phase 2 – Part 2* | Install BioACTIFLO™ ballasted flocculation to achieve the minimum capacity specified in Alternative Plan B approved by USEPA. In addition, all flows receiving BioACTIFLO™ shall receive disinfection. | Bidding of Control Measure – April 30, 2017.<br><br>Achievement of Full Operation – April 30, 2019. | Not Applicable                   | No costs were incurred during the reporting period. |

\*Alternative Plan to Upgrading Conventional Secondary Treatment to 170 MGD:

- 1) If US EPA approves in writing an Alternative Plan A, in accordance with Exhibit 2 to the LTCP update, then Akron shall implement the control measures specified in the First Amendment in Rows 17 and 18, instead of the control measures specified in Rows 15 and 16
- 2) If US EPA approves in writing an Alternative Plan B, in accordance with attachment to the LTCP update, then Akron shall implement the control measures specified in the First Amendment in Rows 19 and 20, instead of the control measures specified in Rows 15 and 16

| Row #                                 | Control Measure Location               | Description  | Critical Milestones   | Progress During Reporting Period  | Costs Incurred During Reporting Period   |
|---------------------------------------|--|--|---|---|--|
| <b>(2) Collection System Measures</b> |  |  |   |   |  |
| 21                                    | Main Outfall Sewer Upgrades – Phase I  | Installation of pneumatically placed, steel reinforced mortar cap over the entire length of the brick-arch section of the Main Outfall Interceptor (“MOI”) that runs between Survey Station 83+00 and the rectangular bridge section that is located upstream of the WPCS (“the Bridge Section”). The Bridge Section is not of brick-arch construction, and the approximately 400-foot portion of the MOI between the Bridge Section and the WPCS is covered with soil. As part of Phase I, a limited amount of additional soil will be added to the brick-arch portion of the MOI between the Bridge Section and the WPCS headworks.  | Bidding of Control Measures: May 4, 2016<br><br>Achievement of Full Operation: November 30, 2017.                       | Achievement of Full Operation occurred on November 22, 2016.<br><br>Construction is substantially complete.   | Project costs incurred during the reporting period were approximately \$91,531.00. |
| 22                                    | Main Outfall Sewer Upgrades – Phase II | Additional soil will be added to the soil cap on the brick-arch portion of the MOI between the Bridge Section and the WPCS headworks, after the completion of, and subject to the results of, a geotechnical and engineering evaluation will be to determine the amount of additional soil cover, up to 2 feet, that can be placed on the remaining brick-arch portion of the MOI between the Bridge Section and the existing WPCS headworks without causing excessive settlement of that portion of the MOI. The parties understand that the City may eliminate and/or improve some of the brick-arch portion of the MOI between the Bridge Section and the existing WPCS headworks project. Any improvements to the brick-arch portion of the MOI between the Bridge Section and the existing WPCS headworks through construction of a proposed WPCS headworks project. Any improvements to the brick-arch portion of the MOI between the Bridge Section and the existing WPCS headworks project shall | Completion of engineering evaluation: May 30, 2017<br><br>Completion of placement of additional soil: November 30, 2017 | Engineering evaluation completed and submitted to EPA on May 22, 2017.<br><br>Achievement of Full Operation for the Soil Cap occurred on November 15, 2017. | No costs were incurred during the reporting period.                                |

| Row # | Control Measure Location      | Description   | Critical Milestones   | Progress During Reporting Period | Costs Incurred During Reporting Period              |
|-------|-------------------------------|---|---|----------------------------------|---|
|       |                               | ensure structural integrity such that the improved portion of the enclosed conduit of the MOI withstands at least 5 feet of surcharge.                                |   |                                  |   |
| 23    | Main Outfall Sewer Inspection | Perform inspection and rehabilitation consistent with the Main Outfall Sewer Supplement to the Approved CMOM Program as outlined in Section VII of the Consent Decree | Full Operation shall be maintained consistent with Main Outfall Sewer Supplement to the Approved CMOM Program | Project complete.                | No costs were incurred during the reporting period. |

## **2.C Project Cost Incurred**

Project costs incurred by the City during the reporting period for each of the WPCS and CSO Control Measures set forth in the approved LTCP Update are provided in Table 2-2. The City incurred additional costs for regulatory support, design management, program controls, technical and right of way support and program management of \$1,198,603.76 during the reporting period.

## **2.D Status of Implementation of the Post-Construction Monitoring Program**

The Post-Construction Monitoring Program was submitted on August 15, 2010, and in the revised Long Term Control Plan on February 29, 2011. In response to comments from U.S. EPA, the City submitted a revised Program on December 14, 2012.

## **2.E Listing of All CSO Discharges**

CSO discharges from each CSO Outfall for the period January 1, 2018 through June 30, 2018 are listed in Appendix B. The listing also provides data on the depth and duration of rainfall at each of the City's thirteen (13) rain gauges. Racks 8, 9, 25, 30, 31, 38 and 39 are not included in the table. Racks 13, 8, 25, 9 and 39 were separated on June 14, 2016, May 21, 2012, April 26, 2012, July 27, 2004 and August 18, 2000, respectively. Racks 5, 7, 21 and 36 were separated on October 13, 2017, October 3, 2017, July 18, 2017 and August 16, 2017, respectfully. Racks 30 and 31 have been consolidated with Rack 40 into the Cuyahoga Street Storage Facility. Rack 38 is a diversion chamber that routes flow within the combined sewer system. Rack 30 was separated on November 9, 2017.

## **2.F Status of Development of the Supplemental Compliance Plan**

As of this reporting period, the Supplemental Compliance Plan is not required.

## **2.G Status of Public Participation Plan Implementation**

The City of Akron continued its public participation program with regular updates to the AWR! Stakeholders Group, formally known as the Integrated Plan Stakeholder Group and as the CSO Community Action Group (CAG), prior to that. During the reporting period, the following IP Stakeholder group meeting was held:

- AWR! Stakeholders Group (June 20, 2018)

The City's public participation efforts also included presentations made at the following events and public meetings during the reporting period:

- Hosted a private trolley tour for the Ohio EPA (January 2018)
- Hosted a Professional Services Policy and Procedure Update (January 2018)
- Hosted a B2GNow training for administrators (January 2018)
- Participated in GAMES Conference (February 2018)
- Hosted B2GNow training for City employees and consultants (February 2018)
- Held a trolley tour for the University of Akron (February 2018)
- ECO and staff participated in the Metro Parks great blue heron viewing day (February 2018)
- Live Streamed Mayor's State of the City Address (February 2018)

- Attended the Goodyear STEM Fest (February 2018)
- Attended and participated in Ward 5 meeting (March 2018)
- Hosted public trolley tours (March 2018)
- Held an outreach event for subcontractors (March 2018)
- Hosted a trolley tour for Kent State University (April 2018)
- Attended the Bridgestone Earth Day event (April 2018)
- Staff and ECO attended the Akron Zoo's Party for the Planet (April 2018)
- Executed a radio interview with WAKR (April 2018)
- Attended Keep Akron Beautiful's Birthday Bash (April 2018)
- Participated in a kayak race on the Cuyahoga River (April 2018)
- Hosted the AASEP Spring STEM Fest (April 2018)
- Public trolley tours (April 2018)
- Attended the RubberDucks game with ECO to promote Blue Heron Homecoming (May 2018)
- Held 4<sup>th</sup> Annual Blue Heron Homecoming (May 2018)
- Held special trolley tour for NEOMED School (May 2018)
- Held special trolley tour for GAMES (May 2018)
- Held special trolley tour for Rosie "Super Fan" (May 2018)
- Hosted two public rain barrel classes/giveaways (May 2018)
- Hosted Vocational Services Program graduation (May 2018)
- Coordinated a tour at Robbins Company for Rosie "Super Fan" (May 2018)
- Held trolley tours for the public (May 2018)
- Hosted trolley tours for the public (June 2018)
- Hosted private trolley tours for CSI (June 2018)
- Hosted a private trolley tour for the Akron Area Physics Club (June 2018)
- Hosted a trolley tour for CVNP Summer Camp (June 2018)
- Hosted a trolley tour for the Women in Engineering Summer Camp (June 2018)
- Attended a Great Streets event with ECO (June 2018)
- WKSU Interview (June 2018)
- Spoke to the Medina Kids Summer Camp (June 2018)
- Hosted three rain barrel classes and giveaways (June 2018)
- Released numerous press releases and news stories (January – June)

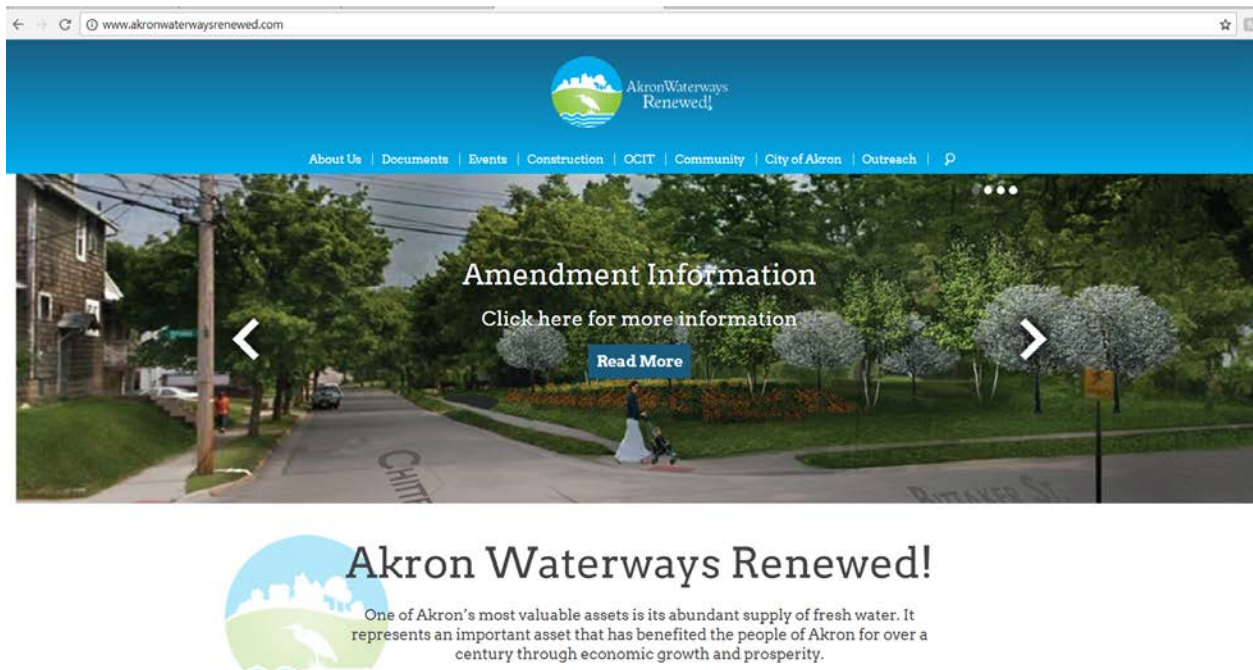
Copies of presentations and distributed materials are included in Appendix C.

The City of Akron has posted updated program information to the Akron Waterways Renewed (AWR!) website ([www.akronwaterwaysrenewed.com](http://www.akronwaterwaysrenewed.com)). Figure 2-1 is a picture of the home page of the AWR! website.

The City of Akron has also established a Facebook page for the Akron Waterways Renewed! Program. The link for this page is [www.facebook.com/akronwaterwaysrenewed](https://www.facebook.com/akronwaterwaysrenewed). Figure 2-2 represents the Facebook page for the program.

A Twitter Account has been established to communicate program updates and general interest topics. The account is @AkronWaterways. Instagram @AkronWaterwaysRenewed has allowed the program to share and showcase the many improvements that are a result of the projects and stakeholder collaborations.





**Figure 2-1 Akron Waterways Renewed Home Webpage**



Figure 2-2 Akron Waterways Renewed Facebook Page

### **Section 3: CMOM, Grease Control, and Emergency Response Programs**

#### **3.A *List of all SSO and CSS Releases During Reporting Period***

Appendix D provides a list of SSOs and CSS Releases, including Building/Property Backups, during the reporting period.

#### **3.B *System Inspection***

Table 3-1 provides the number of miles and percent of system inspected during the reporting period.

#### **3.C *Manhole Inspection***

Table 3-2 provides the number and percent of manholes inspected during the reporting period.

#### **3.D *System Cleaning***

The number of miles and percent of system cleaned during the reporting period is provided in Table 3-3.

#### **3.E *List of Defects***

The comprehensive list of defects identified in Akron's system, identifying acute defects, and a schedule to repair the defects (including date repaired if the defect has already been repaired) are included in Appendices E and F.

**Table 3-1 System Inspection**

|   | <b>Current Reporting Period</b> |                             | <b>Previous Year</b>   |                             | <b>Previous Five Years</b> |                             | <b>Accumulative Totals</b> |                             |
|---|---------------------------------|-----------------------------|------------------------|-----------------------------|----------------------------|-----------------------------|----------------------------|-----------------------------|
| <b>Period</b>   | <b>Miles Inspected</b>          | <b>Percentage Inspected</b> | <b>Miles Inspected</b> | <b>Percentage Inspected</b> | <b>Miles Inspected</b>     | <b>Percentage Inspected</b> | <b>Miles Inspected</b>     | <b>Percentage Inspected</b> |
| January 1 – June 30, 2018 (1 <sup>st</sup> half of Year 4 of 5) | 75.2                            | 8.9*                        | 137.6                  | 16.3*                       | 508.9                      | 60.4*                       | 584.2                      | 69.3*                       |

\*Based on 842.7 miles in system

**Table 3-2 Manhole Inspection**

|   | <b>Current Reporting Period</b> |                             | <b>Previous Year</b>      |                             | <b>Previous Five Years</b> |                             | <b>Accumulative Totals</b> |                             |
|---|---------------------------------|-----------------------------|---------------------------|-----------------------------|----------------------------|-----------------------------|----------------------------|-----------------------------|
| <b>Period</b>   | <b>Manholes Inspected</b>       | <b>Percentage Inspected</b> | <b>Manholes Inspected</b> | <b>Percentage Inspected</b> | <b>Manholes Inspected</b>  | <b>Percentage Inspected</b> | <b>Manholes Inspected</b>  | <b>Percentage Inspected</b> |
| January 1 – June 30, 2018 (1 <sup>st</sup> half of Year 4 of 5) | 2844                            | 14.9 <sup>‡</sup>           | 2135                      | 11.2 <sup>‡</sup>           | 10482                      | 55.1 <sup>‡</sup>           | 13326                      | 70.0 <sup>‡</sup>           |

\*Based on 19033 manholes in system

**Table 3-3 System Cleaning**

|   | <b>Current Reporting Period</b> |                           | <b>Previous Year</b> |                           | <b>Previous Five Years</b> |                           | <b>Accumulative Totals</b> |                           |
|---|---------------------------------|---------------------------|----------------------|---------------------------|----------------------------|---------------------------|----------------------------|---------------------------|
| <b>Period</b>   | <b>Miles Cleaned</b>            | <b>Percentage Cleaned</b> | <b>Miles Cleaned</b> | <b>Percentage Cleaned</b> | <b>Miles Cleaned</b>       | <b>Percentage Cleaned</b> | <b>Miles Cleaned</b>       | <b>Percentage Cleaned</b> |
| January 1 – June 30, 2018 (1 <sup>st</sup> half of Year 4 of 5) | 75.2                            | 8.9*                      | 137.6                | 16.3*                     | 508.9                      | 60.4*                     | 584.2                      | 69.3*                     |

\*Based on 842.7 miles in system

**3.F Maintenance and Training Activities**

- A. Pump station and force main preventive maintenance activities were conducted in accordance with Item 2.E of the approved CMOM program.
- B. 2844 manholes were inspected during the period beginning January 1 through June 30, 2018 and one was documented to have signs of heavy infiltration. Those that are confirmed to be in need of repairs will be included in a future capital improvement plan.

**Table 3-4 Manholes Documented with Heavy Infiltration**

| <b>Manhole Asset ID</b> | <b>Location</b> |
|-------------------------|-----------------|
| 302420                  | PPN 6703936     |

- C. The following sewer construction and rehabilitation projects were completed or are ongoing within the City of Akron during the reporting period:
- a) Sanitary Sewer Reconstruction 2016 (File 2015-048-00)  
To rehabilitate the City's sanitary and combined sewer system, part of the City's annual sewer reconstruction program.
  - b) White Pond Pump Station (File 2014-013-01)  
Pump station rehabilitation as a result of existing equipment reaching the end of its useful life.
  - c) White Pond Parkway Sewer Extension (File 2015-049-00)  
Extend and reconstruct the existing sanitary sewer system to serve the proposed development on White Pond Parkway.
  - d) Aqueduct Street Green Improvements (File 2015 -003-00)  
Included in this street improvement project is the rehabilitation, both spot repairs and lining via cured-in-place pipe (CIPP) of existing sewers.
- D. Root control program activities were conducted in accordance with Item 2.K of the approved CMOM program. The Root List, part of the overall Trouble Spot List, requires more frequent attention than the system wide maintenance activities. The City's approach is to inspect each of these root list locations on a modified schedule, and provide cleaning only when it is determined those pipes are in need of maintenance.
- E. Training activities were conducted on the following topics. Date of training and number of employees receiving training are indicated in Table 3-5.

**Table 3-5 Training Activities**

| <b>Date</b>       | <b>Course Title/Description</b> | <b>Number of Employees</b> |
|-------------------|---------------------------------|----------------------------|
| 1/23-27/2018      | Rigging                         | 42                         |
| 2/27-28/2018      | Emergency Planning              | 31                         |
| 4/24-28, 5/1/2018 | Hazard Communication            | 38                         |
| 5/29/2018         | National Stand Down for Falls   | 28                         |
| 6/7/2018          | CPR & AED Awareness Training    | 26                         |

### 3.G Grease Control Program

In accordance with Grease Control provisions in the approved CMOM program, this program includes inspection and/or cleaning of the known trouble spots on what was previously called the “Speed Rodder List.”

#### 3.G.1 List of SSO and CSS Releases Caused by Fats, Oils, and Grease (FOG)

**Table 3-6 Releases Caused by Fats, Oils and Grease**

| <b>Date</b> | <b>Location</b>        | <b>Type of Release<br/>(SSO, Rack, Property<br/>Backup)</b> | <b>Add to FOG<br/>Trouble Spot List</b> |
|-------------|------------------------|---|---|
| 1/21/18     | 70 E Ralston           | Property backup   | Yes                                     |
| 4/26/18     | 1417 Copley<br>Meadows | Property backup   | Yes                                     |

#### 3.G.2 List of FOG Trouble Spots

A complete list of FOG Trouble Spots inspected and/or cleaned during the reporting period is included in Appendix G.

As stated in previous Semi-Annual Reports, to optimize the current schedule for the cleaning of locations suspected to have recurring grease accumulation, in 2013, the City began the CCTV inspection of each grease location on or around the next scheduled cleaning cycle to determine if significant grease accumulation has occurred. Based on the findings of the CCTV inspection, the frequency of cleaning at each grease location is adjusted accordingly. With the improvements initiated to control FOG at the source, it is anticipated that scheduled cleaning will be less efficient than periodic inspection, and cleaning only when needed.

#### 3.G.3 FOG Education Efforts Undertaken During Reporting Period

The following educational effort was undertaken and completed during the reporting period:

- A. Akron Waterways Renewed Team developed a Program Website (<http://akronwaterwaysrenewed.com>) which includes a link to the City’s educational FOG brochure, among the topics covered was that of the proper handling of fats, oils, and grease.
- B. An educational brochure was included in the April utility bill describing ways to prevent blockages and overflows caused by fats, oils, and grease.
- C. On May 5, 2018, the City of Akron distributed educational information on the proper disposal of fats, oils, and grease (FOG) to visitors of the Blue Heron Homecoming, an environmental festival and open house. The event allowed visitors to tour the Akron Water Reclamation Facility and learn about the local eco system. The event celebrated the accomplishments of Akron’s wastewater treatment plant and the flock of blue herons that for more than a decade has turned the City property into a rookery – a breeding place for heron families. In addition, the City of Akron displayed equipment used to clean the City’s sewer system.

## Section 4: Mud Run Pump Station

### 4.A Status of Mud Run Study and Report of Findings

|  |   |
|--|---|
| <b>Status of Study and Report of Findings</b>        | No activity during this reporting period. The Report of Findings was submitted to USEPA on January 15, 2012.        |
| <b>Date of Report Completion</b>                     | No activity during this reporting period. Report of Findings submitted on January 15, 2012, per the Consent Decree. |
| <b>Project Cost Incurred During Reporting Period</b> | Report complete. No costs incurred during the reporting period.   |

### 4.B Status of Mud Run Pump Station Remedial Report

|  |  |
|--|--|
| <b>Status of Remedial Report</b>                     | The Remedial Report is complete.   |
| <b>Date of Report Completion</b>                     | The Remedial Report was completed on October 15, 2012. Additional comments were received after completion and were included in the revised Remedial Report submitted on August 13, 2013. Final written approval dated February 26, 2014 was received via email on March 3, 2014. |
| <b>Project Cost Incurred During Reporting Period</b> | Report complete. No costs incurred during the reporting period.  |

### 4.C Status of Mud Run Pump Station Design and Construction of Projects

|                        |   |
|------------------------|---|
| <b>Projects Status</b> | Table 4-1 shows the current status of the Mud Run Pump Station design projects. Table 4-2 shows the current status of the Mud Run Pump Station construction projects. |
|------------------------|---|

**Table 4-1 Status of Mud Run Pump Station Design Projects**

| <b>Project</b>                                    | <b>Status</b>   |
|---|-----------------|
| Mud Run Trunk Sewer Lining                        | Design complete |
| Sevilla Trunk Sewer Reconstruction                | Design complete |
| Mud Run Pump Station Improvements                 | Design complete |
| Mud Run Storage Basin Improvements                | Design complete |
| Mud Run District Capacity Improvements            | Design complete |
| Mud Run District Infiltration/Inflow Improvements | Design complete |

**Table 4-2 Status of Mud Run Pump Station Construction Projects**

| <b>Project</b>  | <b>Status</b>                   |
|---|---------------------------------|
| Mud Run Trunk Sewer Lining                                    | Construction is 100% complete   |
| Sevilla Trunk Sewer Reconstruction                            | Construction begins Summer 2018 |
| Mud Run Pump Station and Storage Basin Improvements***        | Construction is 100% complete   |
| Mud Run District Capacity Improvements***                     | Construction is 100% complete   |
| Mud Run District I/I Repairs                                  | Construction is 100% complete   |
| Mud Run District I/I Rehabilitation                           | Construction is 100% complete   |
| NOTE: *** projects indicate those required for CD compliance. |                                 |

Construction of the Mud Run Pump Station and Storage Basin is complete.

Mud Run District I/I Repairs is complete.

Mud Run District I/I Rehabilitation is complete.

The Mud Run District Capacity Improvements project is complete.

**Anticipated Date of Report Completion**

The Report of Findings was completed on January 15, 2012. The Remedial Report was submitted on August 13, 2013. Approval of the Remedial Report was issued on February 26, 2014. On October 31, 2014, a letter was issued by USEPA that agrees to extend the October 15, 2015 construction deadline set forth in paragraph 25 of the Consent Decree to January 8, 2016 in order to construct and achieve full operation of the projects approved under the Mud Run Pump Station Remedial Report. The projects marked with \*\*\* will require an Achievement of Full Operation date of January 8, 2016 to be in compliance with the Consent Decree. The other projects are not required to be completed by January 8, 2016 since the anticipated I/I reductions were not used in determining the required storage basin capacity to meet the Consent Decree requirements.

**Project Cost Incurred During Reporting Period**

Mud Run District Capacity Improvements - \$0.00  
Mud Run Pump Station & Storage Basin - \$636,953.51  
Mud Run District I/I Repairs - \$1,293,071.42  
Mud Run District I/I Rehabilitation - \$288,327.26



**Section 5: Supplemental Environmental Project**

The City's third and final payment to the Supplemental Environmental Project (SEP) escrow account was made during the January – July 2011 reporting period. At the request of the State of Ohio, the City transferred the funds in the SEP escrow account (\$905,972.49) to the Friends of the Crooked River, via wire transfer. The wire transfer occurred on October 13, 2017, and the State of Ohio was provided with confirmation of the wire transfer. The City is not required to do anything further regarding the SEP.

**Section 6: Other Necessary Information**

Not applicable